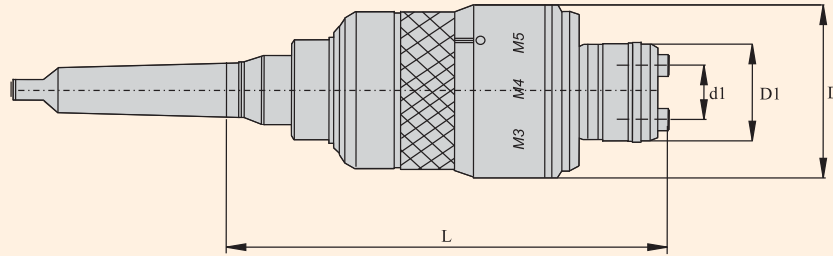
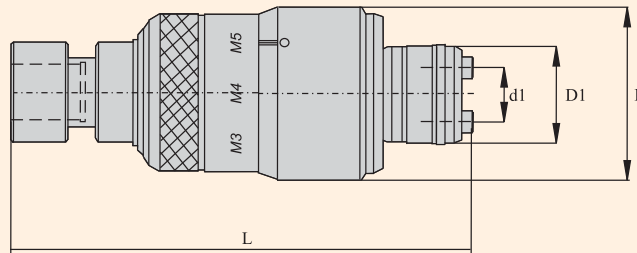


### QSFL / MORSE TAPER



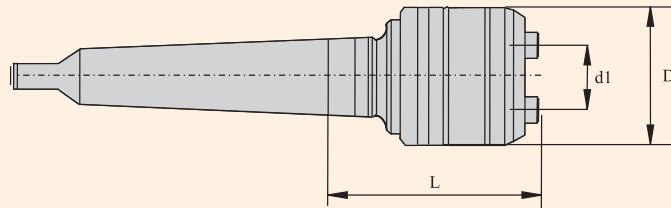
Chuck Designaton		For Taps	Suitable Adaptors Size	Length Comp.		Float	d1 Dia.	D Dia.	D1 Dia.	L	Approx. Weight kgs.
Size	Location.			Compr.	Expan.						
QSFL 3-12/ MT 2		M3 - M12	KWE 1	10	20	1	19	58	32	142	1.4
QSFL 3-12/ MT 3											1.6
QSFL 8-20/ MT 3		M8 - M20	KWE 2	10	20	1.5	31	83	50	190	4.1
QSFL 8-20/ MT 4										191	4.4
QSFL 8-20/ MT 5										192	4.6

### QSFL / SHORT MORSE TAPER INTERNAL (B..)Jacob Taper



Chuck Designaton		For Taps	Suitable Adaptors Size	Length Comp.		Float	d1 Dia.	D Dia.	D1 Dia.	L	Approx. Weight kgs.
Size	Location.			Compr.	Expan.						
QSFL 3-12/ B 16		M3 - M12	KWE 1	10	20	1	19	58	32	155	1.4 1.6

### Q / MORSE TAPER



Chuck Designaton		Capacity	Suitable Adaptors Size	D1	d1	M 1	M 2	M 3
Size	Location.					L	L	L
Q 3-12 / MT...		M3 - M12	KWE 1	32	19	43	44	-
Q 8-20 / MT...		M8 - M20	KWE 2	50	31	-	61	61